



**POLICE, FIRE & RESCUE AND SAFER  
COMMUNITIES BOARD  
WEDNESDAY, 14 DECEMBER, 2022**

---

**Please find attached respect of Item No. 5 (b) on the  
agenda for the above meeting**

	<p>(b) <b>Scottish Fire and Rescue</b></p> <p>(i) Update on Service and Operation Matters.</p> <p>(ii) Performance Report.</p> <p>(iii) Local Plan Performance Report. (Copy attached.)</p> <p>(iv) Prevention &amp; Protection Activities, Quarter 2. (Copy attached.)</p> <p>Area Commander Hilary Sangster, Local Senior Officer (LSO)</p>	<p>(Pages 3 - 20)</p>	<p>30 mins</p>
--	---	---------------------------	----------------

This page is intentionally left blank



**LOCAL PLAN PERFORMANCE REPORT  
SCOTTISH BORDERS**



**SCOTTISH  
FIRE AND RESCUE SERVICE**  
Working together for a safer Scotland

**Year to Date Report, 1<sup>st</sup> April 2022 to 30th September 2022**

**Working together  
for a safer Scotland**



**DISCLAIMER**

The figures included in this report are provisional and subject to change as a result of quality assurance and review. The statistics quoted are internal management information published in the interests of transparency and openness.

The Scottish government publishes Official Statistics each year which allow for comparisons to be made over longer periods of time.

Please ensure any external partners in receipt of these reports are aware of this.

<b>CONTENTS</b>	<b>PAGE</b>
1 <b>Introduction</b>	<b>3</b>
2 <b>Performance Summary</b>	<b>4</b>
3 <b>Progress on local fire &amp; rescue plan priorities</b>	
<i>Local Risk Management and Preparedness</i>	<b>5</b>
<i>All accidental dwelling fires</i>	<b>6</b>
<i>All accidental dwelling fire casualties (fatal &amp; non-fatal (incl. p/c's))</i>	<b>7</b>
<i>All deliberate fires</i>	<b>8</b>
<i>Non domestic fires</i>	<b>9</b>
<i>Special Service - RTC casualties</i>	<b>10</b>
<i>Special Service - Non RTC casualties</i>	<b>11</b>
<i>False Alarm - UFAs</i>	<b>12</b>
4 <b>Appendices</b>	
5 <b>Glossary</b>	

## Introduction

The priorities contained within the Local Fire & Rescue Plan and our strategies for Service Delivery are clearly aligned to the Community Planning Structure, which supports the delivery of Community Planning Partnership priorities & activities in the Scottish Borders. The priorities in the Local Fire & Rescue Plan also contribute towards Scottish Government National Outcomes.

This report gives information on operational activity within the reporting period and the steps we will take, through our partnership prevention activity, to address any increase or trend identified.

The Scottish Borders is served by thirteen On Call (previously retained) stations & two wholetime stations, therefore the vast majority of the Firefighters within the Borders work the On Call duty system. Our On Call firefighters work tirelessly to protect their local & surrounding communities, often balancing responding to emergencies via a pager with their primary employment & family commitments. An on going internal challenge, across Scotland and MELSB, is recruitment of On Call staff. This was identified early in LSO Sangster introduction to the area & identified as a top priority for Group & Station Commanders. In the first six months of this year we have created a local recruitment team, focussing our efforts where the need is greatest, and introduced the Bank Hours initiative. This initiative allows us to locate On Call volunteers to remote work locations. Both projects serve the purpose of increasing appliance availability across the LSO and Scottish Borders area. In the first six months of the Bank Hours initiative we have, in the Scottish Borders, created over 2000hrs of appliance availability, attended over 100 incidents, created extra income for staff & attended over 60 operational incidents that would not have been possible prior to the initiatives introduction.

The Borders has the support of three On Call Support Watch Commanders (OCSWC). The purpose of creating these post across Scotland, 54 in total, was to bring additional resource to support appliance availability, a more locally focussed recruitment campaign, support pre-employment engagement programme, which invites candidates into the station environment for up to 12 weeks prior to their selection tests. (This helps candidates to understand the role & the level of commitment required to become an on call firefighter)

Locally we have already seen performance improvements against KPIs such as gathering Operational Intelligence, supporting Community Safety events, recruitment campaigns, maintaining appliance availability and assisting in the delivery of training by the OCSWC cadre.

LSO Sangster has campaigned for & supported the secondment of a Borders swift water rescue instructor to the local training team to support local and East Service Delivery Area (ESDA) wide water training. The secondment allows us to plan and deliver training in the coming years to Eyemouth, Jedburgh, Peebles, Kelso & Selkirk stations and provide maintenance training to Galashiels, Hawick & Newcastleton On Call stations who are flood response trained. In the coming weeks Newcastleton will be provided with a rescue sled for water rescue purposes, a non standard piece of equipment campaigned for by LSO Sangster.

## Performance Summary

We measure how well we are meeting our priorities using 7 key indicators, depicted below

Key performance indicator	Apr to (& incl.) Sep					RAG rating
	2018/19	2019/20	2020/21	2021/22	2022/23	YTD
All accidental dwelling fires	38	30	34	38	27	●
All accidental dwelling fire casualties (fatal & non-fatal (incl. p/c's))	5	7	6	6	1	●
All deliberate fires	92	90	83	59	90	◆
Non domestic fires	16	27	21	18	20	◆
Special Service - RTC casualties	25	28	3	20	15	●
Special Service - Non RTC casualties	22	27	11	18	19	▲
False Alarm - UFAs	257	266	242	250	275	●

### RAG rating - KEY

◆	RED DIAMOND	10% higher than the previous YTD period, or local target not achieved.
▲	YELLOW TRIANGLE	Up to 9% higher than the previous YTD period, or local target not achieved.
●	GREEN CIRCLE	Equal to or improved upon the previous equivalent quarter (or YTD period), or local target achieved.

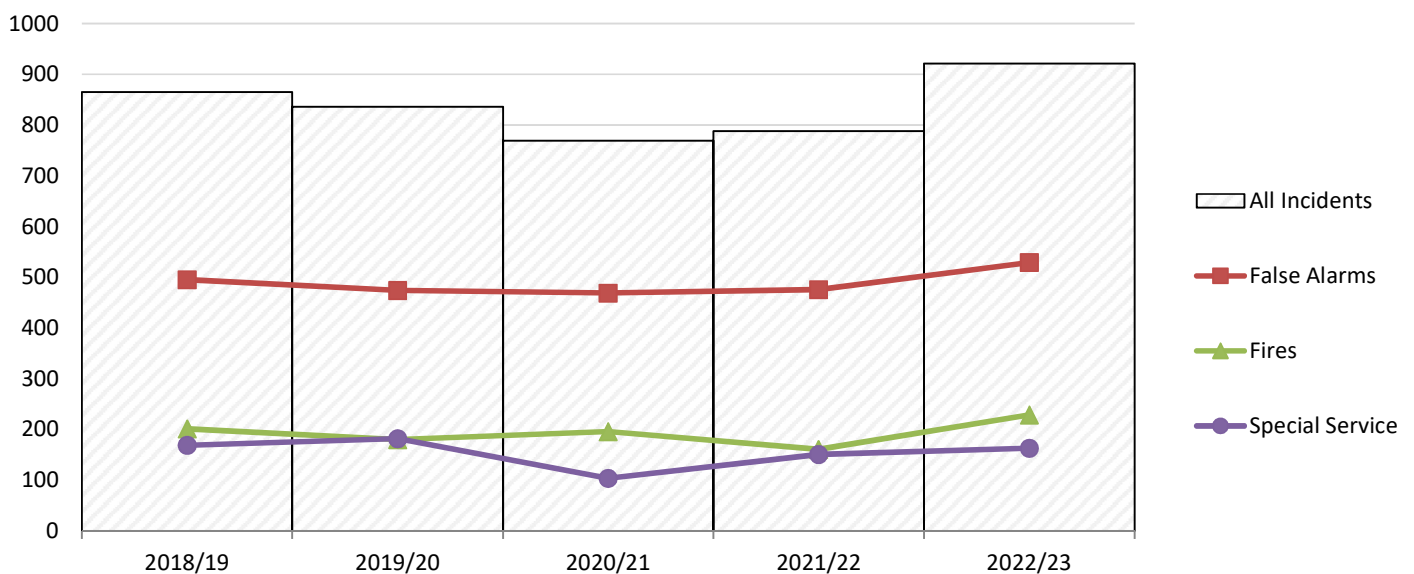
### Note

Six monthly comparison RAG rating =the reporting period compared to the average of the six previous quarterly reporting periods.

### Incident Overview

During the period 1st April 2022 to 31st September 2022 SFRS responded to 929 incidents in the Scottish Borders. This included 27 accidental dwelling fires, 140 accidental fires and 164 special service incidents. False alarms accounted for 57% of our emergency calls. The change to UFAS response, planned for 2023, will drive down the number of false alarm that crews attend and create time and opportunity for more training and community safety initiatives.

The chart below illustrates incidents YTD attended within Scottish Borders council over the last 5 fiscal years



**Progress on local fire & rescue plan priorities**

**Local Risk Management and Preparedness**

The service must identify, prioritise and plan to meet the risks in each local community.

We said we would;

- Train our staff to deal with our local risks
- Gather and analyse risk information
- Work with partners to mitigate risk
- Deal with major events

Train our staff to deal with our local risks

Our Operational staff continue to undertake routine and risk specific skill acquisition and maintenance training. During 2022/23 all firefighters in the Scottish Borders will participate in the Training for Operational Competence programme. Core skills including pumps, ladders, breathing apparatus, RTC and incident command continue to be practiced and assessed on a quarterly basis. This combined with basic training for new recruits working towards red, amber and green assessments means our staff continually refresh skills and learn new techniques. To support On Call stations and Mgmt teams each wholetime watch is responsible for planning and delivering quarterly exercises for an identified On Call station.

Gather and analyse risk information

Our Operational staff continue to gather and analyse local risk information and operational intelligence (OI) which is used in our preparations to resolve incidents. At the current time we hold over 250 OI documents on premises within the LSO area. We conduct post incident debriefs using a structured debrief process to identify any lessons that can be learned to enhance our preparedness and response to any incident.

Work with partners to mitigate risks

We continue to be an active member of the Lothian & Borders Local Resilience partnership. We share information with local authority partners and other key stakeholders to ensure any issues highlighted by operational crews during incidents or HFSV are passed to the appropriate partner agency for joint action with our Community Action Team. We are an active CPP partner working with colleagues on the new Action Plan. We share information with local authority partners and other key stakeholders to ensure emergency risks are mitigated and that known events are planned and managed in a collaborative approach.

Deal with major events

During the reporting quarter no major events were declared. We continue to be an active member of the emergency planning process, Safety Advisory Group (SAG), Scottish Borders Resilience Group etc for up coming major events such as UCI cycling event, Glentress. This work helps to build relationships so that when we respond to emergencies we work in a familiar practiced collaborative manner to ensure the safe effective conclusion of incident with partners.

## Reduction of 'All accidental dwelling fires'

Dwelling fires can have devastating effects on our communities. The reduction of dwelling fires, accidental or deliberate, continues to be a priority for the SFRS in the Scottish Borders. We adopt a targeted approach whilst sharing information with partners in order to drive down the risk of fire within our local communities with an emphasis on those who are particularly vulnerable through age, isolation or addiction.

### Results

SFRS has set a national target of 10% reduction, over a three-year rolling period. There have been 27 dwelling fires recorded compared to 38 for the same period last year. It is pleasing to see this figure decrease within the reporting period and I am pleased to report there were no deliberate dwelling fire, this down from three in the last four year reporting period. This could be that since lockdown we are able to get out to educate the public on fire safety within the home.

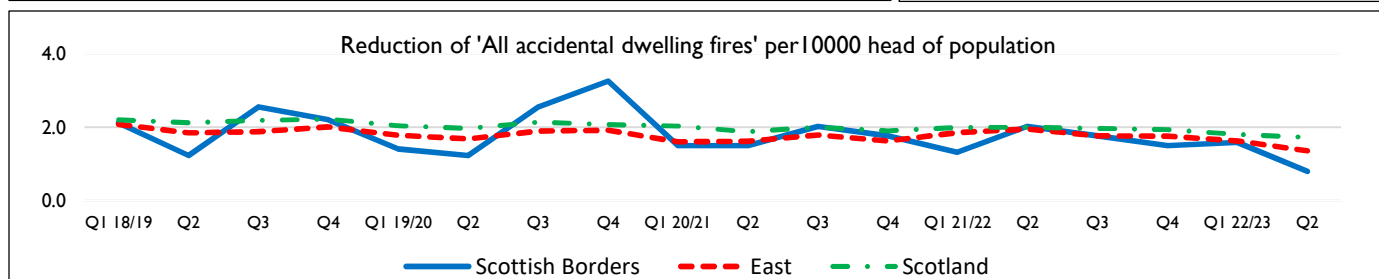
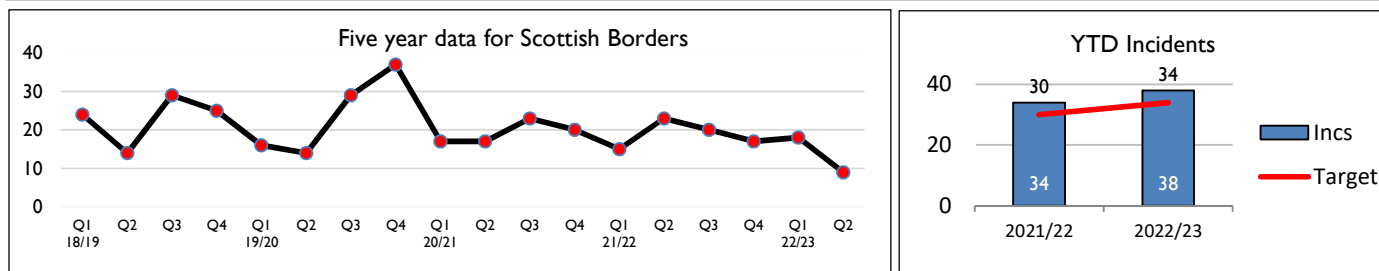
### Reasons

Cooking appliances accounted for 13 of these dwelling fires with 3 due to negligent use of equipment and 2 partitionable to faulty fuel supplies. Analysis highlights 11 of these incidents involved adults 18 to 64 years old and 9 in 65+ age group. This proves that our a targeted approach to drive down the risk of fire, with an emphasis on those who are particularly vulnerable through age and isolation is correct.

### Actions

Scottish Fire & Rescue Service (SFRS) conduct Post Domestic Incident Response (PDIR) following all domestic fires. Evidence proves that the home owner, and surrounding neighbours, are more likely to accept fire safety guidance and advice when an event occurs within their local area.

We work closely with partners to identify persons at risk from fire, this often requires cross agency or joint home safety visits organised and completed by our Community Action Teams members.



YTD ward ave. for Scottish Borders - 2	2018/19	2019/20	2020/21	2021/22	2022/23	Sparklines
Scottish Borders	38	30	34	38	27	
Tweeddale West	4	3	1	2	2	
Tweeddale East	1	2	3	1	3	
Galashiels & District	5	7	14	3	3	
Selkirkshire	6	4	2	6	2	
Leaderdale & Melrose	5	3	1	4	4	
Mid Berwickshire	6	4	0	6	6	
East Berwickshire	3	2	3	5	1	
Kelso & District	2	2	2	5	3	
Jedburgh & District	1	0	3	0	1	
Hawick & Denholm	3	1	1	3	1	
Hawick & Hermitage	2	2	4	3	1	



## Reduction of 'All accidental dwelling fire casualties (fatal & non-fatal (incl. p/c's))'

Fire casualty and fatality rates provide an indication of the amount of serious, life threatening injuries that occur due to fire. This can indicate not only the success of SFRS in reducing the number of life risk fires through community fire safety and similar activities but also their success in operational response activity in saving life.

### Results

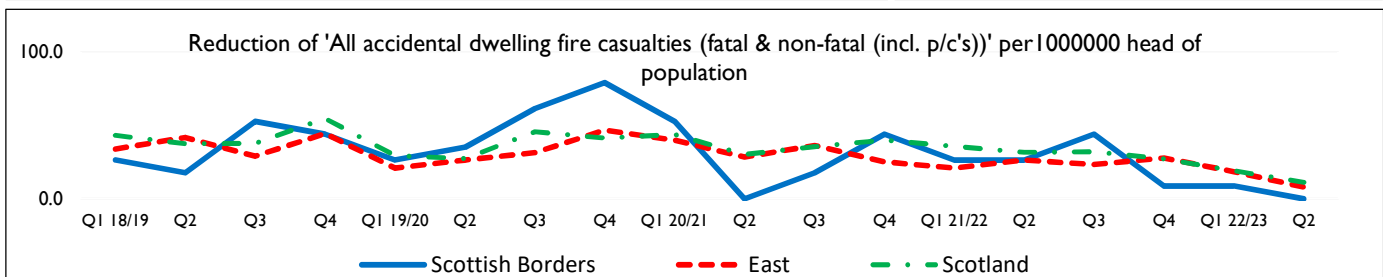
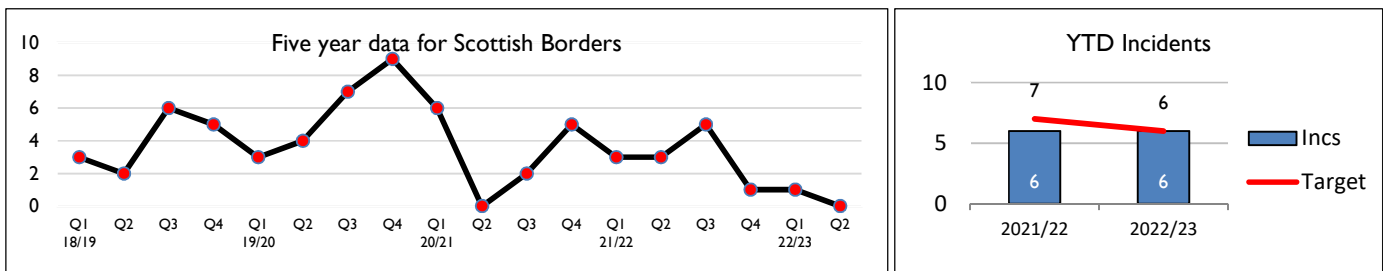
We aim to reduce fire casualties in the Scottish Borders year on year with a SFRS target of reducing fire casualties by 5% per year over a three-year rolling period. There has been one casualty in the reporting period to date, a reduction from last year's report of 6 in the same period.

### Reasons

In this quarter one person required a precautionary check from Scottish Ambulance Service and another received first aid from SFRS staff on scene. This means a total of 1 fire related casualties in the reporting period, a reduction from 6 in the same reporting period last year.

### Actions

SFRS carry out seasonal thematic action plans with the purpose of warning and educating the public regarding dangers, risk and safety measures. Where trends or patterns are identified SFRS will work with community partners to mitigate the risk of reoccurrence. Where necessary SFRS offer and provide a one to one service for young fire setters.



YTD ward ave. for Scottish Borders - 0	2018/19	2019/20	2020/21	2021/22	2022/23	Sparklines
Scottish Borders	5	7	6	6	1	
Tweeddale West	1	0	1	0	0	
Tweeddale East	0	0	0	0	0	
Galashiels & District	0	1	2	1	0	
Selkirkshire	1	2	0	0	0	
Leaderdale & Melrose	1	0	1	1	0	
Mid Berwickshire	0	1	0	0	0	
East Berwickshire	2	0	0	0	0	
Kelso & District	0	1	0	3	0	
Jedburgh & District	0	0	0	0	1	
Hawick & Denholm	0	0	0	0	0	
Hawick & Hermitage	0	2	2	1	0	

## Reduction of 'All deliberate fires'

Reduction of deliberate fire setting continues to be a priority for SFRS in the Scottish Borders. Deliberate fires of this nature typically involve grassland, refuse or derelict buildings. With the impact of Climate Change already being apparent its important we educate people on the risk and environmental impact of grass and wildfire, which is evident across the Country this year. Evidence shows that there is a close link between deliberate secondary fires and anti-social behaviour as well as the climate.

### Results

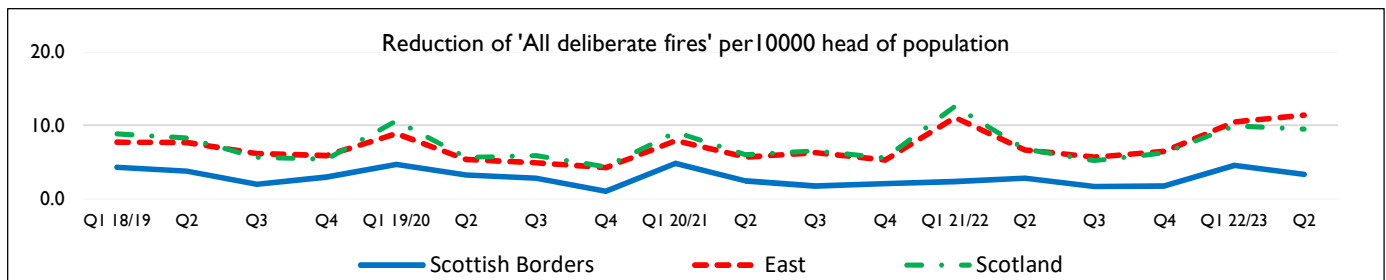
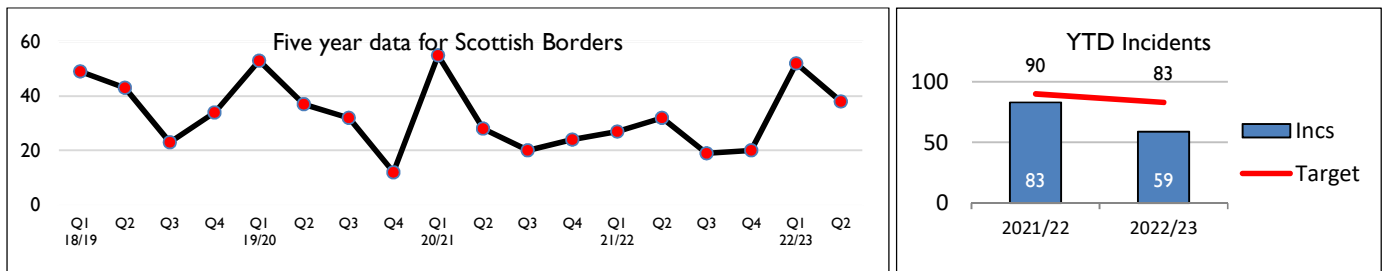
There have been 90 incidents of this nature in the reporting period, an large increase from last year, but average with previous years before Covid and associated lockdowns.

### Reasons

Secondary fires involving refuse, grass or derelict buildings accounted for 51% of all deliberate fires. There are no trends or specific areas to identify other than small clusters in short time periods that we work with partners to address and resolve.

### Actions

SFRS carry out seasonal thematic action plans with the purpose of warning and educating the public regarding dangers, risk and safety measures. To address the risk of climate change SFRS have identified MELSB to support their Wildfire Strategy. Coldstream and Lauder stations will become Tier 2 Wildfire stations, supporting Musselburgh which will be a Tier 3 station. This will bring greater skill, knowledge, equipment and partnership working to our area to enhance our future prevention and response to these types of fire. The strategy should be fully embedded and operational within three years.



YTD ward ave. for Scottish Borders - 8	2018/19	2019/20	2020/21	2021/22	2022/23	Sparklines
Scottish Borders	92	90	83	59	90	
<b>Tweeddale West</b>	5	7	10	5	11	
Tweeddale East	9	6	8	4	4	
<b>Galashiels &amp; District</b>	26	13	13	3	12	
Selkirkshire	3	3	3	4	7	
Leaderdale & Melrose	5	2	5	2	8	
Mid Berwickshire	3	11	7	8	7	
<b>East Berwickshire</b>	11	9	4	8	12	
Kelso & District	9	6	6	3	1	
Jedburgh & District	5	5	2	7	5	
<b>Hawick &amp; Denholm</b>	9	20	17	8	18	
Hawick & Hermitage	7	8	8	7	5	

## Reduction of 'Non domestic fires'

Non domestic fires typically involve agricultural, industrial, educational etc buildings. Evidence shows that there is a close link between deliberate secondary fires and anti-social behaviour as well as non domestic fires.

### Results

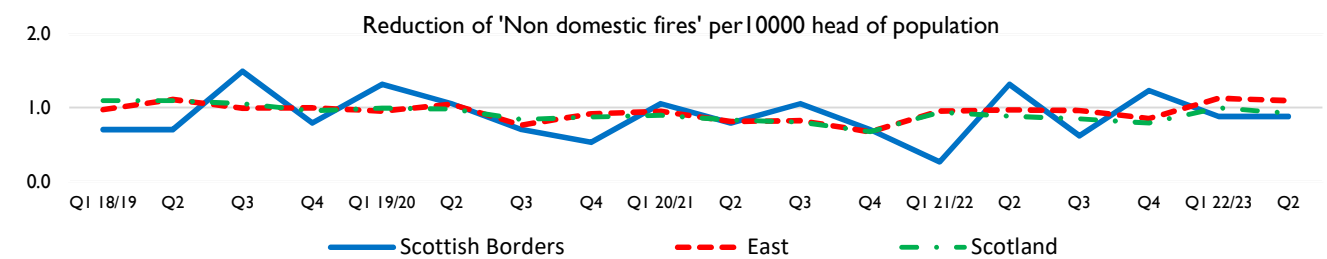
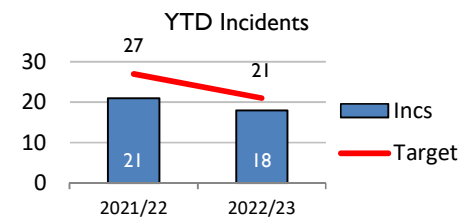
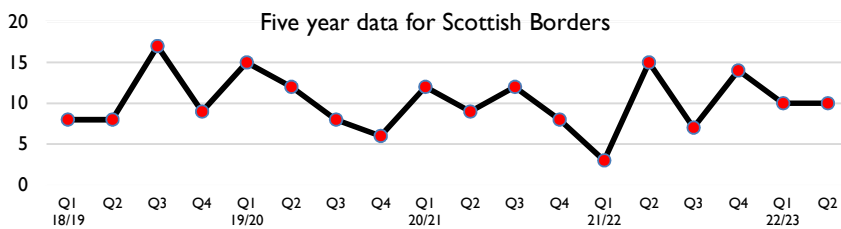
There have been 20 incidents of this nature in the reporting period, a small increase from last year, but average with previous years before Covid and associated lockdowns.

### Reasons

The vast majority of these incidents, 13, were accidental with only three caused by adults. 9 were caused by equipment overheating, one was negligent use of equipment and only one was deliberate.

### Actions

SFRS carry out Post Fire Audits of any premises that has a fire that falls under the Fire Scotland Act. Our fire safety protection officers (FSPO) work with duty holders to ensure compliance with all regulations, to educate on their responsibilities and to support businesses growth and continuity.



YTD ward ave. for Scottish Borders - 2	2018/19	2019/20	2020/21	2021/22	2022/23	Sparklines
Scottish Borders	16	27	21	18	20	
<b>Tweeddale West</b>	1	2	3	2	<b>5</b>	
Tweeddale East	1	1	0	1	2	
Galashiels & District	5	2	3	3	1	
Selkirkshire	1	1	2	1	2	
Leaderdale & Melrose	0	4	1	0	1	
Mid Berwickshire	3	4	4	3	0	
<b>East Berwickshire</b>	2	3	1	1	<b>3</b>	
Kelso & District	1	2	4	1	1	
Jedburgh & District	1	5	1	2	2	
Hawick & Denholm	0	3	1	2	2	
Hawick & Hermitage	1	0	1	2	1	

## Reduction of 'Special Service - RTC casualties'

While much of this risk is out with the control of SFRS, education and intervention is a key part in our Road Traffic Collisions (RTC) activity as well as an operational response. SFRS is committed to working with partners and other stake holders in order to reduce the amount of RTCs, and therefore casualties, that occur in the Scottish Borders.

### Results

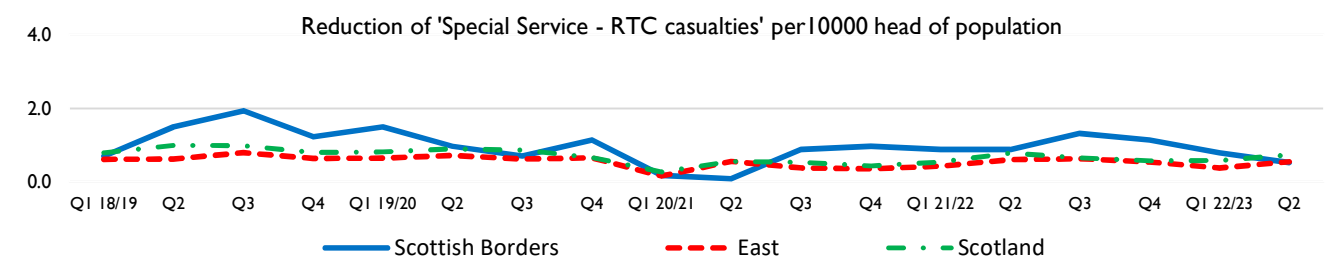
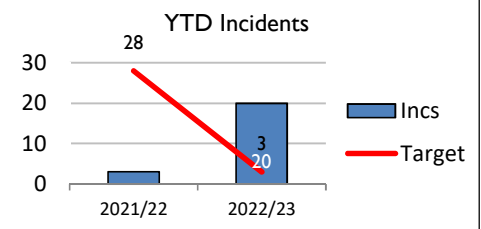
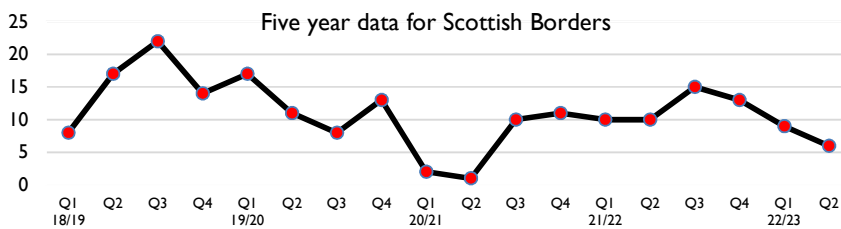
SFRS attended 32 RTC's in the reporting period. SFRS took operational action on 20 occasions to rescue casualties. In this period 13 people were injured and unfortunately two casualties lost their lives. It should be borne in mind that the Pandemic, and associated lockdowns, meant that there was far less activity on our roads last year so it is not surprising to see this figure rise due to traffic levels increasing.

### Reasons

Police Scotland are responsible for determining the cause of RTC's however, SFRS significant role to play in preventing RTC's. SFRS respond to RTC's whenever it is confirmed persons are within the vehicle, regardless if they are trapped or not. This means that although we are mobilised in many instances only limited intervention is required on most occasions.

### Actions

CAT members and operational crews participate regularly in partnership initiatives that target high risk groups with the specific aim of highlighting the potential severity and far reaching consequences of RTC's. Within MELSB we have focussed Scottish Borders stations on water and road safety campaigns throughout the spring, summer and in to autumn, as this is known to be a risk within the local area.



YTD ward ave. for Scottish Borders - I	2018/19	2019/20	2020/21	2021/22	2022/23	Sparklines
Scottish Borders	25	28	3	20	15	
Tweeddale West	5	2	0	2	1	
Tweeddale East	3	4	0	1	0	
Galashiels & District	5	3	0	0	1	
Selkirkshire	1	0	0	3	0	
Leaderdale & Melrose	1	3	0	6	0	
Mid Berwickshire	2	1	2	0	0	
East Berwickshire	2	4	0	3	4	
Kelso & District	0	5	0	1	2	
Jedburgh & District	1	5	0	2	2	
Hawick & Denholm	3	0	0	1	3	
Hawick & Hermitage	3	1	1	1	2	

## Reduction of 'Special Service - Non RTC casualties'

The figures within the table pertain to all non-fire and RTC related casualties and represent the diverse nature of incidents SFRS attend in the Scottish Borders other than fire related or UFAS. As the traditional role of the fire and rescue service evolves and expands, SFRS is committed to working with partners and other stakeholders in order to reduce the number of casualties from events such as flooding, bariatric and medical emergencies.

### Results

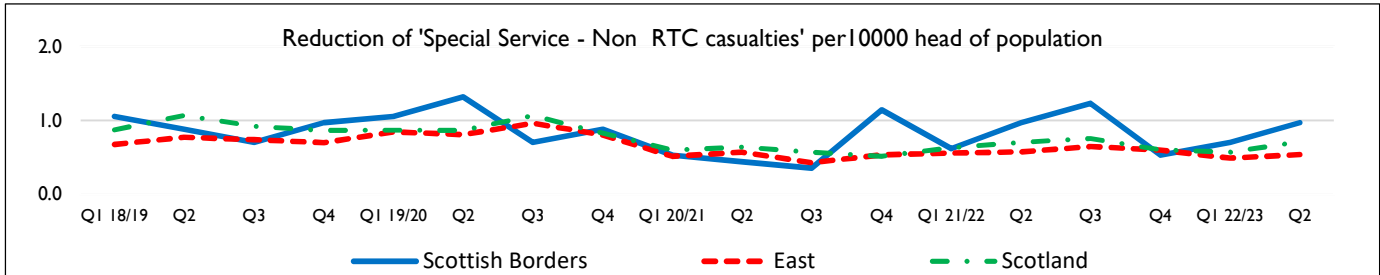
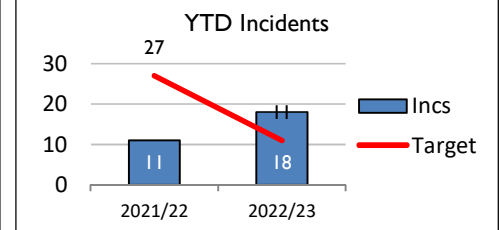
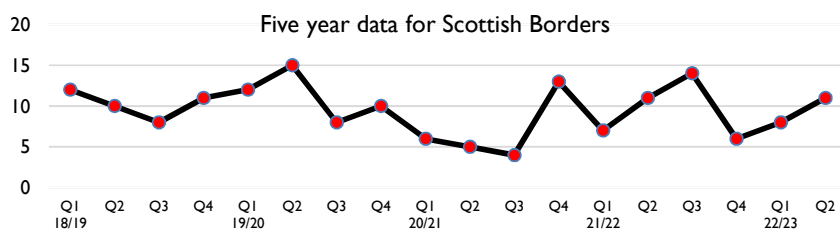
There have been 164 special service incidents during the reporting period, 132 were not RTC related. 48 of these incidents involved SFRS forcing entry for partner agencies, where the vast majority of people were treated on scene by SAS. We attended four attempted suicide where fortunately no injuries occurred.

### Reasons

The amount of "non-traditional" incidents SFRS mobilise to has increased markedly over the last few years. These include assisting our colleagues in Police Scotland, and primarily Scottish Ambulance Service, with effecting entry for emergency medical response and persons who have fallen in the home. This reporting period SFRS attended 48 effecting entry incidents in the Scottish Borders. Traditional special service response includes suicide attempt at height (4), flooding (13), hazardous material response (5), RTC's (32) and rescues from height.

### Actions

CAT members and operational crews participate regularly in partnership initiatives that target high risk groups with the specific aim of highlighting the potential severity and far reaching consequences of RTC's. SFRS crews provide, on request, CPR and defibrillator training to local communities. This work will be a focus of our staff as we recover from the Covid restrictions and interact more freely with our communities. By training local communities in CPR those suffering an out of hospital cardiac arrest have a better chance of survival due to early intervention. Within MELSB we have focussed Scottish Borders stations on water and road safety campaigns



YTD ward ave. for Scottish Borders - 2	2018/19	2019/20	2020/21	2021/22	2022/23	Sparklines
Scottish Borders	22	27	11	18	19	
<b>Tweeddale West</b>	2	3	1	0	<b>3</b>	
Tweeddale East	0	0	1	0	1	
Galashiels & District	2	3	1	1	2	
<b>Selkirkshire</b>	2	3	1	3	<b>3</b>	
Leaderdale & Melrose	4	0	0	0	0	
<b>Mid Berwickshire</b>	1	2	3	1	<b>5</b>	
East Berwickshire	1	2	0	3	0	
Kelso & District	4	3	1	1	2	
Jedburgh & District	2	4	1	3	0	
Hawick & Denholm	4	2	1	1	1	
Hawick & Hermitage	0	5	1	5	2	

## Reduction of 'False Alarm - UFAs'

Unwanted Fire Alarm Signals (UFAS) are defined as incidents where an automated fire alarm system activates and results in the mobilisation of SFRS resources, when the reason for that fire alarm turns out to be something other than a fire emergency. The SFRS are committed to working with partners and other stakeholders to reduce UFAS. Planned for 2023 SFRS will introduce new procedures and mobilisation to UFAS which will reduce the burden on SFRS crews and create capacity for community safety and training opportunities.

### Results

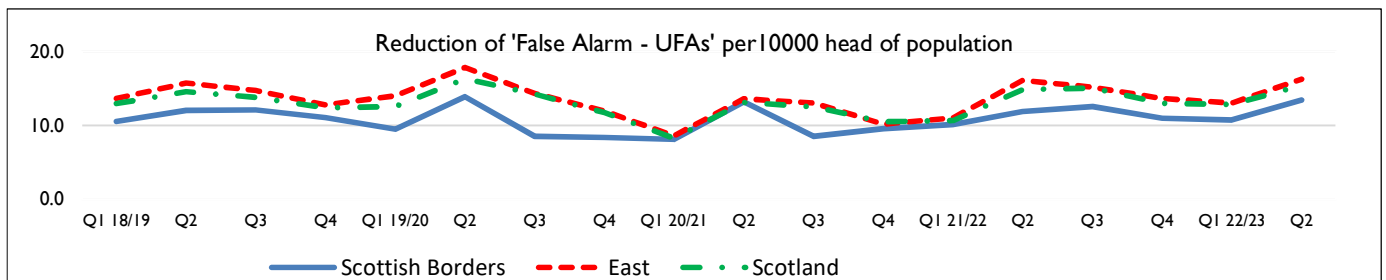
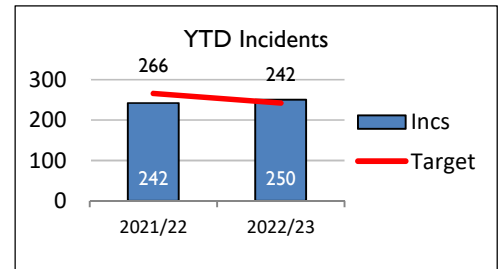
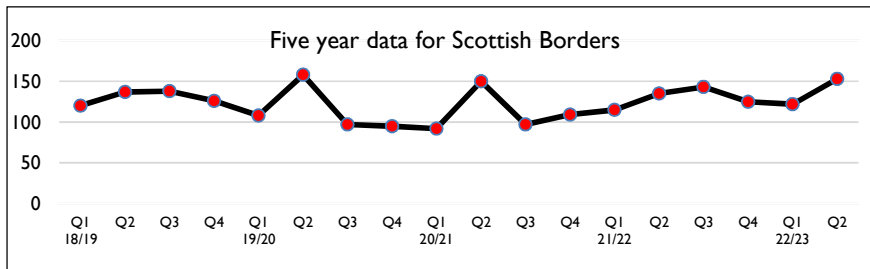
There have been 535 fire calls that were classed as UFAS in the Scottish Borders during the reporting period. On average SFRS send nine firefighters and two fire appliances to every UFAS call out. It takes around 15 minutes for firefighters to investigate the cause, from the appliance leaving the station to the cause of the alarm being identified. This means every year SFRS lose over 64,000 productive hours. To put this in to context, that's the equivalent cost of £3.5 million. This causes significant disruption to our training, fire safety and community safety work but crucially, while firefighters are investigating the cause of the alarm, they cannot attend real emergencies.

### Reasons

74 of these calls were false alarm due to burnt toast, 72 were faulty equipment and 42 were caused by apparatus. 32 of these calls were caused by staff testing the alarm, these calls could have been prevented by staff knowing their own procedure and practice within their workplace.

### Actions

We continue to proactively monitor UFAS activity and our Fire Safety Protection Officers (FSPO) work closely with identified premises to reduce the instance of these events. This work includes discussing technological, procedural and management solutions to prevent future UFAS. Although our response to UFAS will change in April 2023 our FSPO staff will continue to support, advise and educate duty holders on their responsibilities.



YTD ward ave. for Scottish Borders - 25	2018/19	2019/20	2020/21	2021/22	2022/23	Sparklines
Scottish Borders	257	266	242	250	275	
<b>Tweeddale West</b>	24	43	36	27	45	
Tweeddale East	17	9	14	10	10	
<b>Galashiels &amp; District</b>	37	30	25	41	46	
Selkirkshire	26	30	24	26	17	
<b>Leaderdale &amp; Melrose</b>	33	37	34	51	45	
Mid Berwickshire	23	17	16	23	9	
East Berwickshire	16	11	17	21	19	
<b>Kelso &amp; District</b>	34	21	32	13	31	
Jedburgh & District	14	16	7	12	10	
Hawick & Denholm	15	23	27	17	12	
<b>Hawick &amp; Hermitage</b>	18	29	10	9	31	

## Appendix 1

# Scottish Borders Prevention & Protection Activities

### Quarter 2: 1<sup>st</sup> July – 30<sup>th</sup> September 2022

#### Fire Safety Enforcement Audits

The Scottish Fire and Rescue Service (SFRS) is the enforcing authority for the Fire Scotland Act 2005 and Fire Safety Regulations 2006. The act applies to specific non-domestic premises and requires duty holders to comply with relevant aspects of the Act and Regulations. SFRS responsibilities as the enforcing authority are captured within an Enforcement Framework. The Framework identifies and assigns priority to premises type with those premises deemed as higher risk given priority for auditing purposes. Premise providing sleeping accommodation such as hospitals, care homes, houses of multiple occupation, hostels and hotels receive an annual audit. Other premises that are subject to audit but deemed lower risk will be visited every three or five years. Within Scottish Borders we have two (2) Officers who plan and carry out these duties. The Officers are also available to provide Fire Safety advice, consulting with partners such as Local Authority Building control functions and the wider public with Fire Scotland Act 2005 responsibilities.

SC BORDERS AUDITS 22/23	JULY- SEPTEMBER	YTD
	30	63

#### Home Fire Safety Visits

The delivery of Home Fire Safety Visits (HFSVs) is the corner stone of the SFRS Community Safety Engagement framework. By visiting households to provide fire safety advice and smoke alarms, the numbers of dwelling fires and casualties will be reduced. Requests for HFSVs are generated in several ways, including self-referral, SFRS partners referring and visits carried out after SFRS have attended a domestic fire incident. This is known as Post Domestic Incident Response (**PDIR**), offering a HFSV to the properties and occupants impacted directly by the fire and the wider neighbourhood area.

When a HFSV is generated, the risk within the property is calculated by asking the occupant a number of specific questions. The outcome will be either, High, Medium or Low risk. This outcome determines priority in relation to carrying out the visit and the frequency for future re-visits. The table below highlights the number of visits carried out in Scottish Borders for this reporting period.

***It is of vital importance that all partners contribute to identifying persons at greater risk of fire. Over the years SFRS have delivered partner-referral training to many organisations. This allows partner agency staff to recognise fire hazards and risk within the home, providing basic advice then referring to SFRS. We would like to remind our partners that if your staff requires additional training please do not hesitate to contact one of our local Officers or Community Action Team (CAT). Please refer to page 5 of this report for details regarding our current campaign and contact details.***

SCOTTISH BORDERS	HIGH	MEDIUM	LOW	TOTALS	PREV QRT 22/23	YTD
<b>Ward</b>						
East Berwickshire	6	3	1	10		
Galashiels & District	11	16	19	46		
Hawick & Denholm	8	10	2	20		
Hawick & Hermitage	16	28	13	57		
Jedburgh & District	8	2	1	11		
Kelso & District	1	5	0	6		
Leaderdale & Melrose	5	9	4	18		
Mid Berwickshire	5	3	2	10		
Selkirkshire	5	2	3	10		
Tweeddale East	3	9	3	15		
Tweeddale West	3	2	2	7		
<b>TOTALS</b>				<b>210</b>	<b>208</b>	<b>418</b>

### Home Fire Safety Referrals

The table below details how HFSVs were generated.

<b>Post Domestic Incident Response (PDIR)</b>	<b>67</b>	<b>YTD</b>
Berwickshire Housing	3	
Cairn Housing	7	
Eildon Housing	8	
Waverley Housing	2	
DAAS	3	
MARAC	1	
NHS	4	
Self-referral	73	
SP Energy Networks	1	
Social Services	2	
Women's Aid East & Mid	5	
SB hospital to Home	3	
SB Cares	4	
SB Social Care	22	
SP Energy Networks	5	
<b>Total</b>	<b>210</b>	<b>418</b>



### **Partnership Working/Youth Engagement**

Our Fire Skills youth engagement course has been delivered to a number of schools and youth groups during this period.

We are currently liaising with several Secondary Schools to confirm delivery of Fire Skills programme over the next few months.

### **Safeguarding**

During this period our teams continued to identify and refer adults at risk of harm and/or in need of support. This has resulted in **6** referrals being processed to Social Services.

Partner agencies have also requested a number of Enhanced Home Fire Safety Visits through Police concern reports or direct requests from social services.

### **Other Work Completed or In Progress**

Our Local Community Action Team have also been involved with delivery and promotion of the following initiatives during the reporting period;

- UN World Drowning Prevention
- World Suicide Prevention
- Gas safety
- Chimney Safety

The Local CAT attends various multi-agency forums within Scottish Borders. This includes Multi-Agency Risk Assessment Conferences (MARAC).

# Do you know someone **OVER 50** who **SMOKES?**



And do they meet one or more of the following criteria:

- Living alone?
- Mobility issues?
- Using medical oxygen?

THEY MAY BE AT **GREATER RISK OF FIRE!**



You could help save a life! **#MAKETHECALL**

Book a free **HOME FIRE SAFETY VISIT:**

**0800 0731 999**

[e.melbcat@firescotland.gov.uk](mailto:e.melbcat@firescotland.gov.uk)



This page is intentionally left blank